

Self-imposed Management in the Ogasawara Islands and their Academic Capital against World Heritage

Takayuki Arima
Tokyo Metropolitan University (Japan)

Self-imposed Management in the Ogasawara Islands
and their Academic Capital against World Heritage

- Self-imposed Management and Academic Capital
- Host (Supply) Dimension
- Guest (Demand) Dimension
- Conclusion and for the Future

Ecotourism Activity and industry

Increasing in Japan from 1990s (MoE 2004)
Research articles from 2000s

Negative Impacts of Ecotourism

Diversification and definition problem
(Kaizu and Maita 2004, Arima 2010)

Degradation problem
(Watanabe 2008, Kobayashi and Aiko 2008)

Self-imposed management by rules with no legal penalty

Contents of a self-imposed rule in Minami-jima Island

Rules about	Contents
Walking	Tourists must keep to the trails
Maximum time on trails	2 hours
Maximum number of tourists on trails per day	100 people
Maximum numbers of tourists per group	15 people
Additional restriction	Tourists are prohibited to land on the island in 3 months of the year

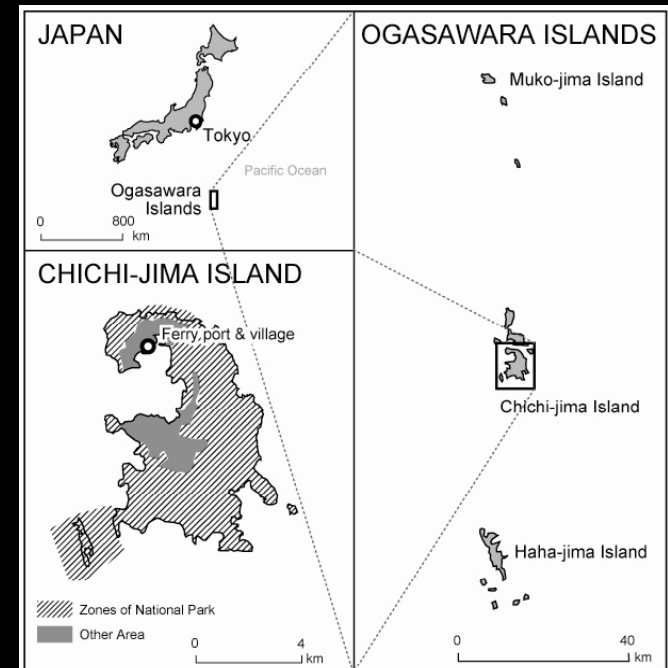
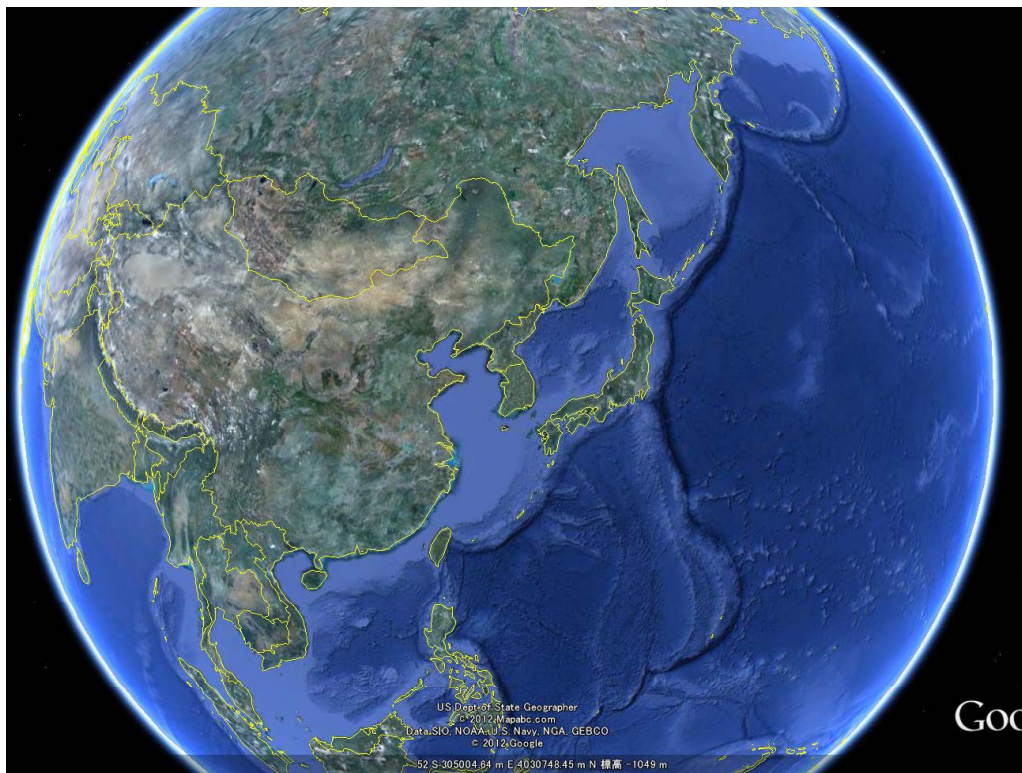
Why are residences following
these rules in Ogasawara Islands?

Their social and academic corporations
(Nakai 2002, Shikida 2008)
: Academic Capital

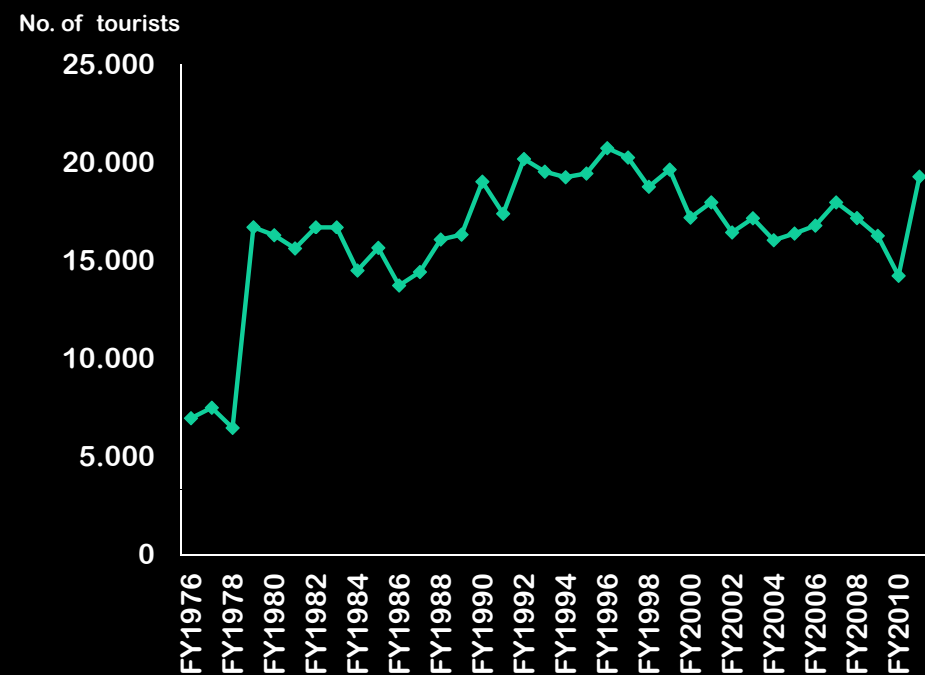
OBJECTIVE

Why can residences keep
the academic capital?

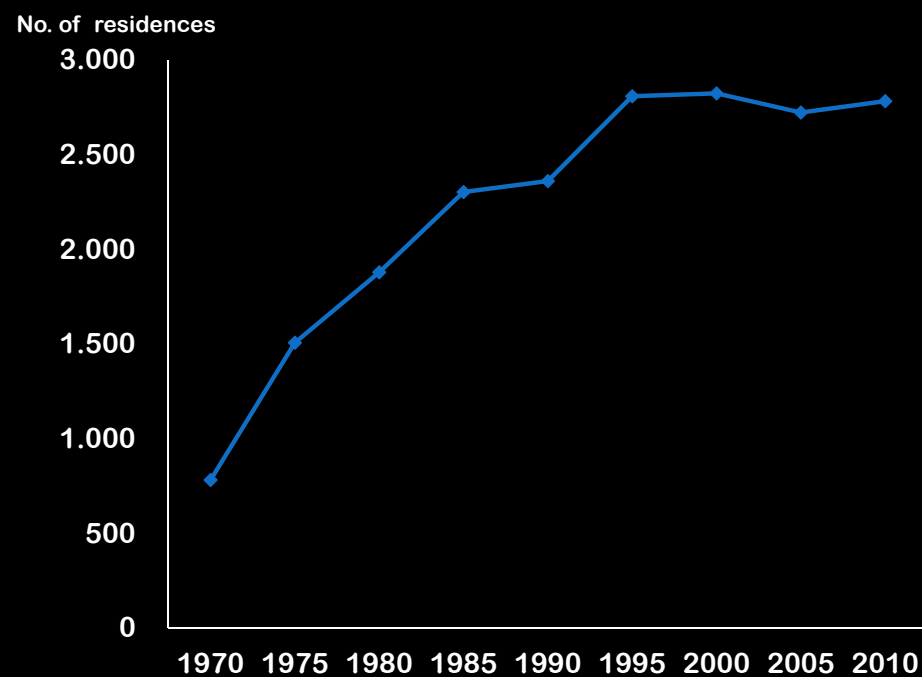
Host (Supply) dimension



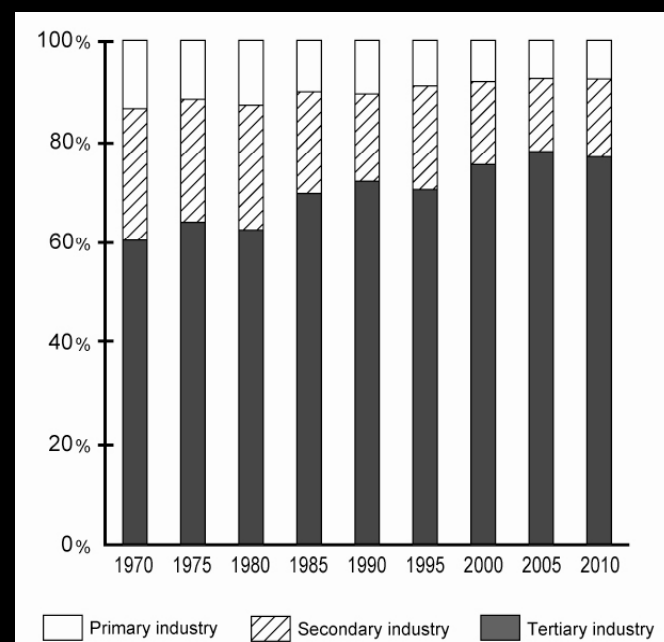
Location of Ogasawara Islands and Chichi-jima Island



Changes of numbers of tourists to Ogasawara Islands



Changes of numbers of residences in Ogasawara Islands



Changes of the compositions of workforce in Ogasawara Islands

Years of establish of research facilities in Chichi-jima Island

Establish	Organization	Administrator
1970	Ogasawara Subtropical Agricultural Center	Government
1970	Ogasawara Research Center	University
1973	Ogasawara Fisheries Center	Government
1982	Ogasawara Marine Center	NPO
1988	Ogasawara Visitors Center	Government
1989	Ogasawara Whale Watching Association	Incorporate Association
1997	Ogasawara Wildlife Research Society	NPO
2000	Institute of Boninology	NPO
2001	VERA Ogasawara Station	Inter-University Institute



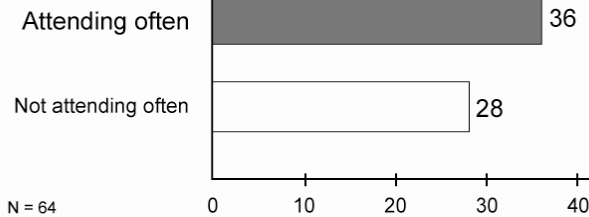
Guest (Demand) dimension

Questionnaire Survey for ecotour guides in 2010 by Yamasuge (2010)

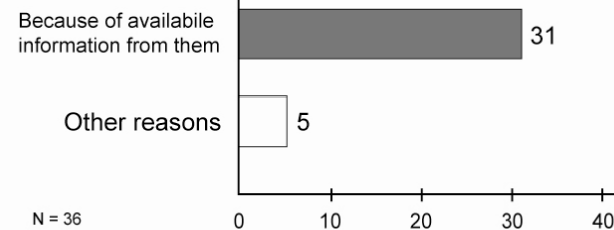
Number of data:
65 (75% of all tour guides)

Data collection:
2010 September and October

Q. Are you attending lectures or sessions often?



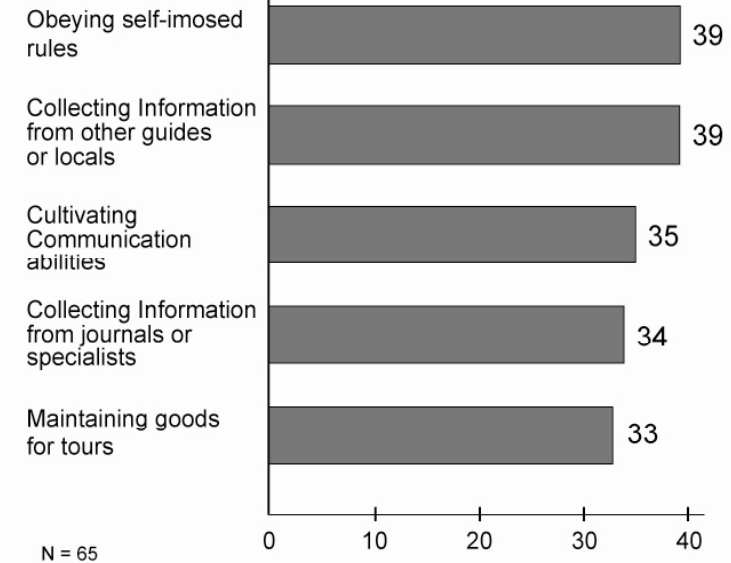
Q. Why are you attending lectures or sessions often?



Results of questionnaires in 2010 about attending lectures or sessions for tour guides in Chichi-jima Island

Source: Yamasuge 2011

Q. What are you doing for your faculty developments?



Result of questionnaires in 2010 about faculty developments for tour guides in Chichi-jima Island

Source: Yamasuge 2011

Questionnaire Survey for tourists in 2005 by Ichiki and Kaizu (2006)

Number of data:
919

Data collection:
2005

Result of questionnaires in 2005 about important things for ecotour guides by tourists in Chichi-jima Island

Abilities	No.	%
Communication and entertainment ability	113	12.3
Planning ability of tour programs	82	8.9
Ability of knowledge	31	3.4
Judgment and leadership	21	2.3
Philosophy	14	1.5
Ability of safety management	11	1.2

Source: Ichiki and Kaizu 2006

Conclusion and for the future

Host Dimension and Guest dimension
for academic capital in Chichi-jima Island

Host (Supply) dimension

- Research demands
- Research facilities
- Government commitment

Guest (Demand) dimension

- Loving the islands
- Faculty developments
- Tourists demands

2011.6.24. Listed as World Heritage Site



World Heritage List

Changing tourists' demographics and their demands

Increasing tourists:
older than before

Their demands:
similar to them of mass tourists

Host Dimension and Guest dimension
for academic capital in Chichi-jima Island

Host (Supply) dimension

- Research demands
- Research facilities
- Government commitment

Guest (Demand) dimension

- Loving the islands
- Faculty developments
- Tourists demands



Thank you



2003



2006

(Pictures are taken by Oka)